

PCST Certificate Renewal Instructions

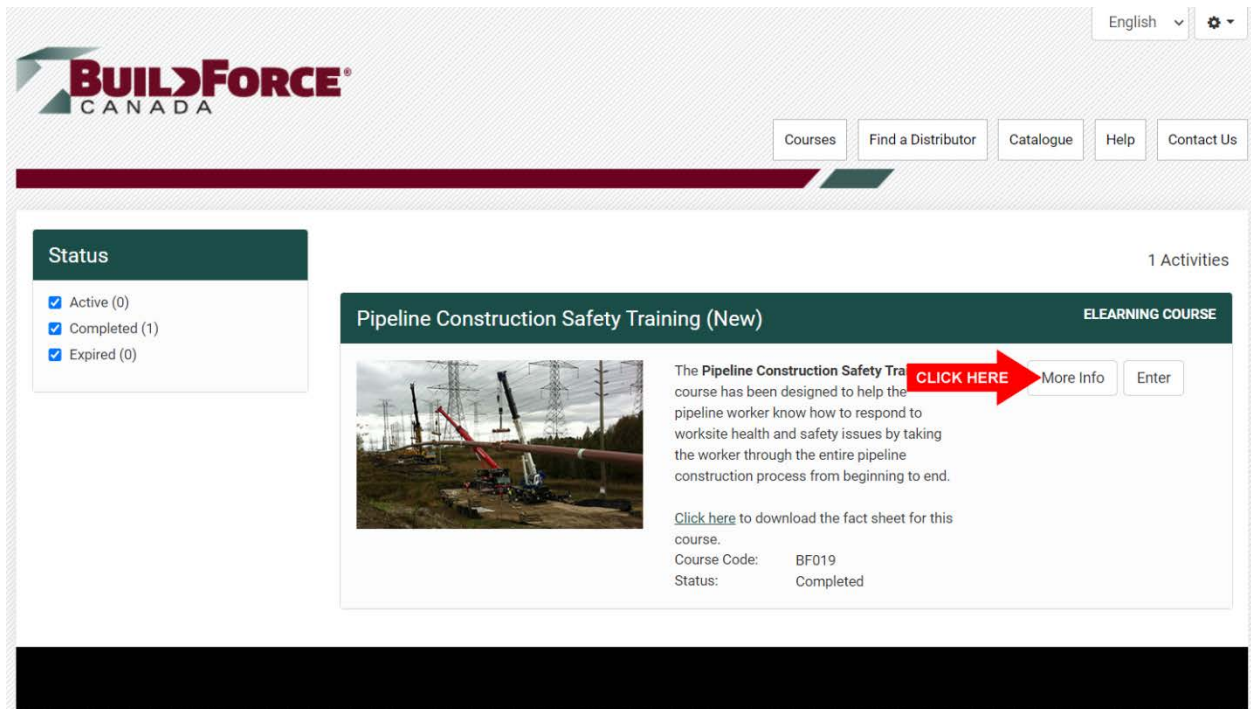
Follow the instructions below to re-enrol in the Pipeline Construction Safety Training course and update your certificate for another 5 years.

Note: To re-enrol in the Pipeline course, you will need to have a course PIN. You can purchase a PIN from a BuildForce distributor. [Click here](#) to find a distributor.


Step 1: Login to your account



Step 2: Click >>More Info



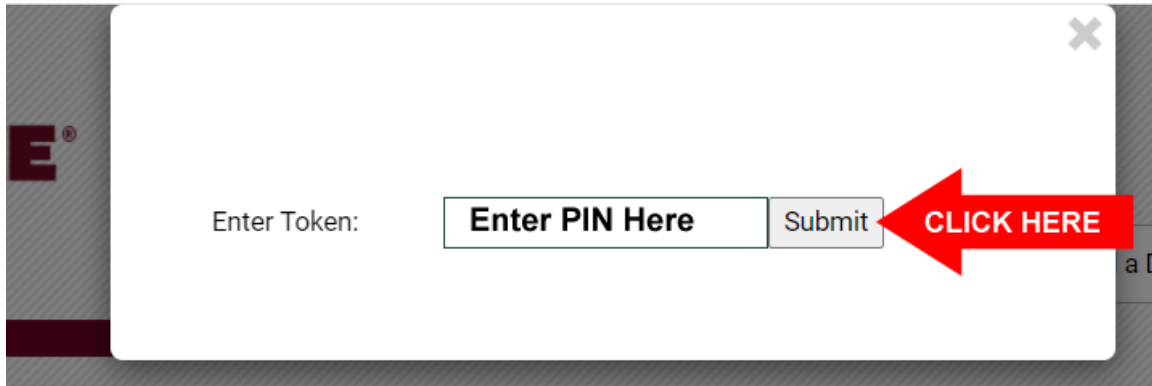
Step 3: Click >>Enrol



NEED ASSISTANCE? CALL 1-866-793-6225

PCST Certificate Renewal Instructions

Step 4: Enter Course PIN and *click* >>**Submit**.



The screenshot shows a white rectangular form with a grey border and a close button (X) in the top right corner. On the left side of the form, there is a dark red logo with the letter 'E' and a registered trademark symbol. Below the logo, the text 'Enter Token:' is displayed. To the right of this text is a text input field containing the placeholder text 'Enter PIN Here'. To the right of the input field is a 'Submit' button. A large red arrow points from the right side of the 'Submit' button towards the left, with the text 'CLICK HERE' written in white inside the arrow. The background behind the form is a dark grey gradient.

Step 5: *Click* >>**Enter** to Start Course